

Analysis of Embedded Designs in Mechatronic Systems

Kwofie Arnold

Department of Computer Science, University for Development Studies, Tamale - Ghana

Article Info

Article history:

Received 4 June 2020

Received in revised form

20 October 2020

Accepted 28 October 2020

Available online 15 December 2020

Keywords: Mechatronics, Embedded Systems, Optimization.

Abstract: As technology rises in almost every field, mechatronic systems are of no exception as embedded systems are incorporated as part of their design. This introduces mechatronic system to high computer intelligence manipulations and high task performance. However, the story is not always the same as engineers are unable to implement efficient embedded designs for mechatronics systems. Embedded mechatronic systems rely on many factors. Some include vibration, electrical and electromagnetic, mechanical and the intelligence of the software component. In addition, reducing the associated cost, size, and complexities for process innovation becomes highly significant. The project analysis efficient design techniques for embedded systems which includes design robustness, intelligent embedded system software, power consumption and memory optimization. Embedded systems have become ubiquitous and as a result optimization of the design and performance of programs that run on these systems have continued to remain as significant challenges to the computer systems research community

1. Introduction

Mechatronics is the synergistic coordination of sensors, actuators, signal modelling, power gadgets, hardware and software to oversee multifaceted nature, vulnerability, and correspondence in designed frameworks. In mechatronics-based item acknowledgment: mechanical, electrical, hardware and data frameworks are incorporated all through the structure procedure so the last items can be superior to the entirety of its parts. A mechatronically structured item depends intensely on framework detecting and part demonstrating and re-enactment to set up the ideal plan trade-offs between electronic, computer and mechanical orders. Mechatronic with embedded system give unequivocal arrangement productive throughput dependent on programming insight [7]. An embedded system is a microprocessor-based computer hardware system with software that is designed to perform a dedicated function, either as an independent system or as a part of a large system. At the centre is an incorporated circuit intended to do calculation for continuous activities. Complexities run from a solitary microcontroller to a set-up of processors with associated peripherals and systems; from no UI to complex graphical UIs. The intricacy of an embedded system fluctuates altogether relying upon the undertaking for which it is planned. embedded system applications run from advanced watches and microwaves and aeronautics. As much as 98 percent of all chip fabricated are utilized in embedded system. embedded systems are overseen by microcontrollers or computerized signal processors (DSP), application-explicit coordinated circuits (ASIC), field-programmable entryway clusters (FPGA), GPU innovation, and door exhibits. These preparing frameworks are incorporated with segments committed to taking care of electric and additionally mechanical interfacing. Implanted frameworks programming guidelines, alluded to as firmware, are put away in read-just memory or glimmer memory chips, running with restricted PC equipment assets. Installed frameworks interface with the outside world through peripherals, connecting info and yield gadgets.

2. Related Works

Studied the various optimization techniques for reducing power consumption in embedded systems without any trade-off with the desired and necessary tasks it has to perform [10]. The research Experimentally estimated the power consumption of a system when low power techniques like frequency scaling, clock gating and sleep mode are implemented. In addition, software optimization techniques like Bus Encoding, Instruction Coding and Compression, Object Coding and Merging, Memory Optimization, Hardware- Software Partitioning, Compiler optimization,

data flow were used in the model. [9] proposed a model to explore various ways to increase performance, as well as reducing resource usage and energy consumption for embedded systems. The model used Code restructuring, loop scheduling, data transformation, code and data placement, and scratch-pad memory (SPM) management as our tools in different embedded system scenarios by storing arrays in a compressed form. Based on the compressed forms of the input arrays, the approach automatically determines the compressed forms of the output arrays and also automatically restructures the code. [8] Demonstrated a Mechatronics Technology using damped oscillator system, Thrust Control for Rocket Propulsion, Fuel Flow Metering and Control System, Active Noise Control, Time Delay Heat Blowers. Also discussed, is Rapid Prototyping of Vibration Monitoring System. The ideas and techniques developed during the interdisciplinary simulation process provide the ideal conditions to raise synergy and provide a catalytic effect for discovering new and simpler solutions to traditionally complex problems. Mechatronic products exhibit performance characteristics that were previously difficult to achieve without this synergistic combination. A model to construct a methodology along with a design tool allowing an evolutionary migration from dynamic modeling of the problem at hand and proper control laws derivation to concurrent software was proposed [7]. Similarly a paper by [6] proposed Agile methods (Scrum and XP) which aimed at minimizing the main problems present on the software development context (i.e. requirement volatility and risk management).

3. Design Analysis of Embedded Systems in Mechatronics

This section analyses, describes and suggest various engineering techniques that can be employed in embedded system design for mechatronics. These analyses are described in areas on software design, design robustness, power optimization and memory optimization.

3.1 Design Analysis of Intelligent Software Design Methodology

In all cutting-edge respective software, embedded mechatronic system. The usefulness of these computers, and its controlled frameworks, are fuelled by installed programs. In current programming structure, the cooperation between a receptive framework and its condition and inside the framework itself must be pondered. Demanding the similarity between the genuine issue structure and the structure of the product highlights relies upon the product improvement technique: appropriate issue deterioration, division among the framework segments, programming and equipment conveyance, and framework parts viability [3].

The fundamental property of computers to be implanted in mechatronics items is that they for the most part must be little contrasted with the size of the item and they should not contribute essentially in the cost of the item. These structure limitations suggest that computer software with scant assets are utilized.

Corresponding Author,

E-mail address: arnoldschwazzy@gmail.com

All rights reserved: <http://www.ijari.org>

In addition, software intelligence is key and highly dependent on theoretical but practical effect in implementation. This module develops a system alongside a structure stream permitting the blend of dynamic displaying of the current issue, potentially retargetable

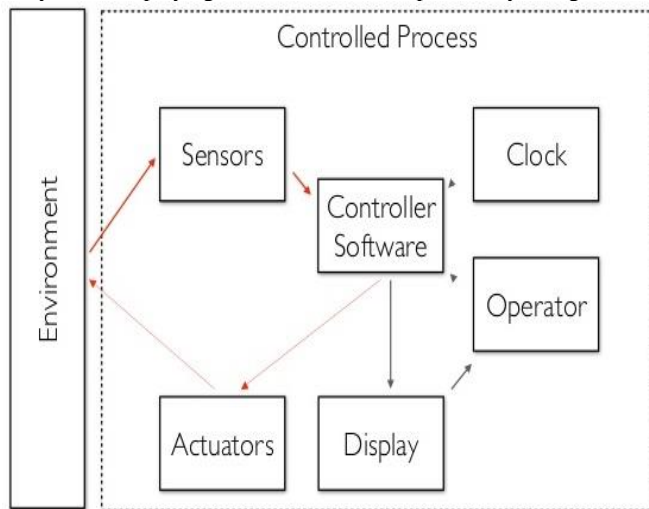


Fig. 1: Structure of embedded system

on heterogeneous hardware platforms. A successive development model is iteratively built. A first system is used as a rough prototype, and successive models of the system are further improved. Refining the system severally allows to test out architecture, modify the complexities and optimize the algorithm used for reliability and performance. The general relationship among the hardware and software integration is shown in Figure 2.

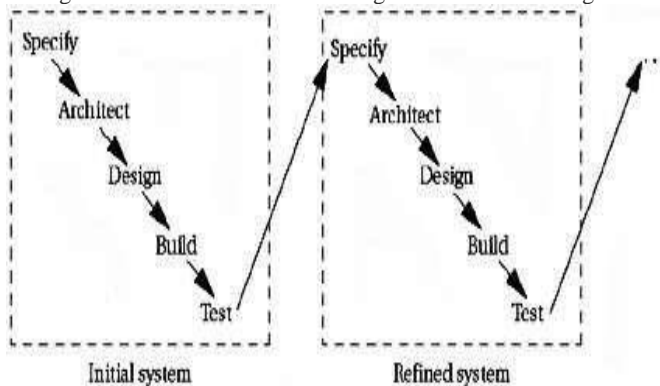


Fig. 2: A successive development model

3.2 Power optimization for Embedded Component

As embedded systems are used in a wide range of applications, there is a need to meet the plan measurements of embedded systems like Power. Power optimization is especially a significant structure metric for battery controlled embedded systems. Power optimization can be actualized utilizing different methods like Dynamic Voltage Scaling, Dynamic Frequency Scaling, Software Optimization, Power Down Mode and Sleep Mode. Power optimization is likewise significant in frameworks running from power supplies, since the IC chips can become hot immediately when their clock speeds are expanded. Limiting force utilization in such conditions is a lot of alluring to improve dependability and framework cost. The trade-off among execution and battery life is a basic factor. A battery-worked versatile electronic framework for data preparing and remote correspondence might be upgraded for least force dissemination subject to required execution. There exists a polarity in the structure of current electronic frameworks, the concurrent need to work at low power and give elite.

3.2.1 Static Power / Leakage Power reduction Technique

Static power dissipation is caused by leakage current and subthreshold currents which contribute to a small percentage of total power consumption. static power dissipation increases predominantly and hence reduction of static power has also become a major concern. There are a few methodologies for limiting static

and leakage power. One such method is known as Multi-VT. A subsequent method is to close down the force flexibly to a square of rationale circuits when it isn't dynamic. This methodology is known as Power gating. Utilizing corresponding pass rationale (CPL) can keep a mind the static force dissemination [10].

3.2.2 Dynamic Power Reduction Technique

Dynamic power consumption is the major contributor for total power consumption and it results from charging and discharging of parasitic capacitive loads of interconnects and devices. There are several optimization techniques in hardware like Gate level power optimization, Multi VDD, clock gating Dynamic frequency scaling (DFS), Dynamic voltage scaling (DVS), Dynamic power management, Power gating, memory optimization techniques.

3.2.3 Gate Level Power Optimization

Gate level power optimization include cell sizing and buffer insertion. In cell measuring, the apparatus can specifically increment and decline cell drive quality all through the basic way to accomplish timing and afterward lessen dynamic capacity to a base. In support addition, the instrument can embed cushions as opposed to expanding the drive quality of the door itself. Whenever done in the correct circumstances, this can bring about lower power. Like clock gating, door level force advancement is performed by the usage instruments, and is straightforward to the RTL architect.

3.2.4 Clock Gating

A method for decreasing force is clock gating. 33% to one-portion of an IC structure's dynamic force is in the SoC's clock-conveyance framework. The idea is to close the clock on the off chance that you needn't bother with it running. Two popular methods of clock gating are local and global. If old data is fed to the output of a flip-flop back into its input through a multiplexer typically need not clock again. Therefore, it is required to replace each feedback multiplexer with a clock gating cell that clocks the signal off. Then use the enable signal that controls the multiplexer to control the clock cell to clock the signal off. The other approach of clock gating, global clock gating, is to simply turn off the clock to the whole block, typically from a central-clock-generator module. This method functionally shuts down the block, unlike local clock gating, but even further reduces dynamic power because it shuts down the entire clock tree.

3.3 Memory Optimization

Memory framework use is a significant issue for many embedded systems that work under close memory constraints. This is a solid inspiration for late research on diminishing the quantity of banks required during execution of a given application. Lessening memory space prerequisites of an application can diminish its memory necessities which can cut the general expense [9]. In a multi-modified condition, the spared memory space can be utilized by different applications, in this way expanding the level of multi-programming. it is likewise conceivable to lessen the vitality utilization in a banked memory framework by diminishing the measure of memory space involved by application information and setting the unused banks into low-power working modes.

3.3.1 Cache Memory

Memory behaviour plays a significant role in both execution and vitality utilization. Cache is memory set between the processor and main system memory (RAM). Cache is quicker than RAM, however doesn't have the limit of principle memory. A reserve is intended to move a moderately modest quantity of information near the processor. Reserve utilize hard wired calculations to deal with the store substance; equipment decides when esteems are included or expelled from the store. Cache is used to contain copies of recently used data or instruction by the processor. Small chunks of memory are fetched from main memory and stored in cache in anticipation that they will be needed by the processor.

3.3.2 Scratch pad Memory

Scratch-pad memory(SPM), is a little, rapid on chip information memory (SRAM) that is truly tended to however mapped into the virtual location space. Along with traditional memory hierarchy consisting of cache levels and main memory found in everyday

systems, embedded systems increasingly make use of SPMs. Utilizing the intensity of SPMs is pivotal to extricate most extreme execution from application programs. The advantages of on-chip scratch-pad memory over a conventional hardware managed on-chip cache is twofold [8]. Firstly, references to a cache are subject to conflict, capacity and compulsory misses, references to scratch-pad guarantee that they will result in a hit, as data movements are managed by software. Secondly, scratch-pads are accessed by direct addressing. This mitigates the overhead of costly equipment store label correlation, normally present in set cooperative reserves. Like reserve memory, the size of SPM is picked to fit on-chip and give rapid access. Because of its constrained size, SPM normally can't hold all the information got to by the application.

3.4 Design Robustness and Reliability of Mechatronics

With completely intuitive items now the standard, mechanical-control hardware has risen as a basic piece of embedded system structure. Despite the fact that creators have since the beginning of gadgets utilized electromagnetic-control circuits to empower engines, transfers, solenoids, and speakers. Today's smarter motion-control components replace traditional mechanical elements with microcontroller-based circuitry to improve accuracies and coordinate movements [11]. Mechatronics strategies permit architects to precisely mimic the exhibition of a machine from the get-go in the plan procedure to guarantee that the machine meets necessities and client desires. Architects may utilize progressed mechatronics methods for complex plans; in these structures, various engines or actuators organize to control exact movement. Notwithstanding, the crucial movement control standards stay flawless. For instance, dc engines find wide use in applications control of rotational speed or torque. The fundamental connections are that engine speed is relative to the applied voltage, and yield torque is corresponding to the current. With MATLAB, Simulink, and Simscape, you can Understand complex system interactions from algorithm design to plant behaviour, speed up development by working in parallel with multiple teams, Predict and optimize system performance, Improve the quality of mechatronic systems and test using fewer hardware prototypes, eliminate manual coding errors by automatically generating code from simulation models, Maintain traceability from requirements and reuse design models as operational digital twins

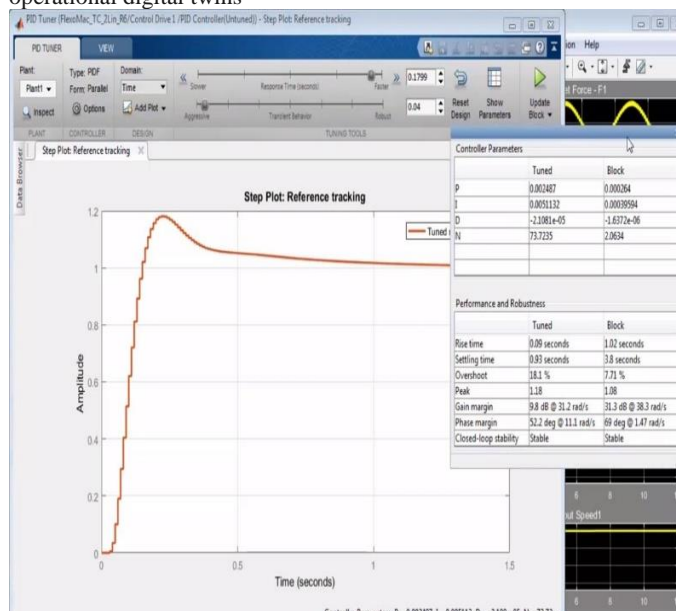


Fig. 3: Control design and supervisory logic

3.4.1 Modelling

Use Simscape to create framework or part level models to speak to the physical bits of the framework in the electrical, mechanical, or liquid areas. Import structures from existing CAD records to visualize 3D physical segments and SPICE sub circuits to incorporate manufacturer specific behaviour. Optimize system

performance and detect integration errors early in development via simulation.

3.4.2 Control Design and Supervisory Logic

Linearize nonlinear physical models to develop closed-loop control systems with linear control techniques. It is also imperative Leverage prebuilt functions and interactive tools to automatically tune and optimize controllers to meet the performance requirements and stability constraints of your system. Then, Analyze key performance and stability characteristics in the time and frequency domains such as overshoot, rise time, phase margin, and gain margin. Develop and verify state machines for supervisory control and error handling. Use graphical animation to analyze and debug supervisory logic while it is executing to identify potential design errors.

4. Conclusions

The design oriented embedded mechatronics presented here described techniques for optimization of power, memory, intelligent software design and design robustness of embedded mechatronics systems. Several considerations were taken to keep the efficiency of embedded mechatronics while making its cost effective.

Acknowledgment

Author would like to express my sincere gratitude to Almighty God, for giving me the best of knowledge to accomplish my project aim.

References

- [1] LDJ Eggermont. Embedded Systems Roadmap, STW Technology Foundation, NL, 2002.
- [2] D Jovanovic, GH Hilderink, JF Broenink. A case study for tooling the Design Trajectory of Embedded Control Systems, PROGRESS workshop, Utrecht, NL, 2002.
- [3] D Jovanovic, GH Hilderink, JF Broenink. Embeded Software Designs for Mechatronic Systems, University of twente, Enschede, NL, 2002
- [4] G Indumathi. Study and Analysis of Power, Optimization techniques for embedded systems, University of twente, Enschede, NL, 2002.
- [5] L Cordeiro, C Mar, E Valentin. A Platform Based Software Design Methodology for Embedded Control Systems: An Agile Toolkit, Universidade Federal do Amazonas (UFAM), Brazil, 2002.
- [6] D Jovanovic, GH Hilderink, JF Broenink. Embedded Software Design for Mechatronic Systems, Drebber Institute for Mechatronics.
- [7] D Shetty, J Kondo, C Campana, RA Kolk. Real Time Mechatronic Design Process for Research and Education, University of Hartford, College of Engineering West Hartford, CT, USA, 2002.
- [8] J Hong. Memory Optimization Techniques for Embedded Systems, The Department of Electrical and Computer Engineering, Louisiana State.
- [9] T Yemliha. Performance and Memory Space Optimizations for Embedded Performance and Memory Space Optimizations for Embedded Systems, College of Engineering and Computer Science, Syracuse University, 2002.
- [10] G Indumathi. Study and Analysis of Power Optimization Techniques for Embedded Systems, Department of Electronics and Communication Engineering, Dr MGR University, 2011.
- [11] Simscape for Mechatronic system design, www.mathworks.com/solutions/mechatronics.html,Engineering, Dr MGR University, 2011.